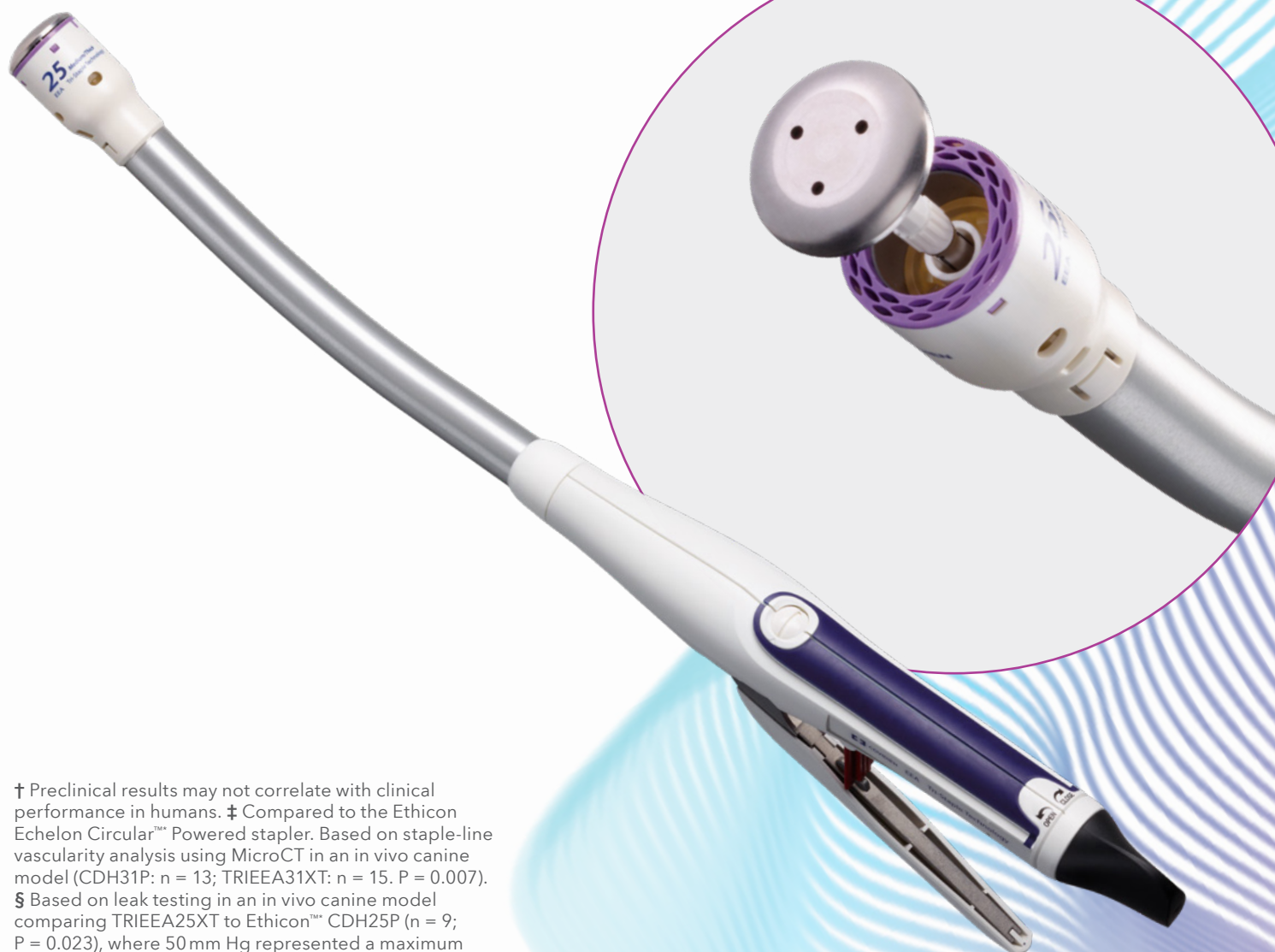


Medtronic

Greater perfusion.^{1,†,‡} Fewer leaks.^{2,†,§}

EEA™ circular stapler
with Tri-Staple™ technology



† Preclinical results may not correlate with clinical performance in humans. ‡ Compared to the Ethicon Echelon Circular™ Powered stapler. Based on staple-line vascularity analysis using MicroCT in an in vivo canine model (CDH31P: n = 13; TRIEEA31XT: n = 15. P = 0.007). § Based on leak testing in an in vivo canine model comparing TRIEEA25XT to Ethicon™ CDH25P (n = 9; P = 0.023), where 50 mm Hg represented a maximum expected colonic pressure.



80% fewer leaks

vs. Echelon™ Circular
Powered stapler^{7,§,‡‡}

The advantages
of the EEA™
circular stapler
with Tri-Staple™
technology:



Greater perfusion

Allowed into the staple line^{1,§,§§}



Less stress

On tissue during compression and clamping^{8,†,ΩΩ,†††}



Consistent performance





Over a broad range of tissue thicknesses^{6,†}

† Bench test results may not necessarily be indicative of clinical performance. ‡ Based on testing in simulated tissue media comparing TRIEEA25XT and CDH25P (n = 6; P < 0.001). § Preclinical results may not correlate with clinical performance in humans. Ω 10 out of 11 Surgeons surveyed agreed. †† Compared to EEA™ circular staplers with DST Series™ technology. ‡‡ Based on leak testing in an in vivo canine model comparing TRIEEA25XT to Ethicon™ CDH25P (n = 9; P = 0.023), where 50 mm Hg represented a maximum expected colonic pressure. §§ Compared to the Ethicon Circular™ powered stapler. Based on staple-line vascularity analysis using MicroCT in an in vivo canine model (CDH31P: n = 13; TRIEEA31XT: n = 15. P = 0.007). ΩΩ Finite element analysis (FEA) was used to determine the strain profiles of three circular staplers during clamp-up. The EEA™ circular stapler with Tri-Staple™ technology demonstrated a graduated compression profile upon clamping. ††† Compared to Ethicon™ CDH circular staplers and EEA™ circular staplers with DST Series™ technology.

Make an informed selection



Circular stapling technologies vary. Use this guide to inform your staple height selection when switching to the **EEA™ circular stapler with Tri-Staple™ technology**.

	Open staple leg lengths†	Approximate closed staple heights†				
	EEA™ circular stapler with Tri-Staple™ technology 3 rows 4.0 mm, 3.5 mm, 3.0 mm	Three rows of varied height staples 1.20 mm ————— 1.75 mm				
	EEA™ circular stapler with Tri-Staple™ technology 3 rows 5.0 mm, 4.5 mm, 4.0 mm	Three rows of varied height staples 1.50 mm ————— 2.00 mm				
	EEA™ circular stapler with DST Series™ technology 2 rows 3.5 mm, 3.5 mm	Fixed-height staples 1.50 mm				
	EEA™ circular stapler with DST Series™ technology 2 rows 4.8 mm, 4.8 mm					Fixed-height staples 2.00 mm

† Open and approximate closed staple heights are based on the respective instructions for use (IFU) for each stapler as of November 2022. Staple height choice should be determined at the surgeon's discretion based on tissue thickness. Please refer to the IFU for the complete list of indications, warnings, precautions, and other important medical information.

Confidence comes full circle.

Bring greater leak protection to your procedures.^{7,†,‡}

For more information, medtronic.com/covidien/en-gb/products/surgical-stapling/eea-circular-stapler.html



Order code	Description	Color	Staple heights
TRIEEA21MT	EEA™ Circular Stapler with Tri-Staple™ Technology 21 mm Medium/Thick	Purple	3.0 mm, 3.5 mm, 4.0 mm
TRIEEA21XT	Black EEA™ Circular Stapler with Tri-Staple™ Technology 21 mm Extra Thick	Black	4.0 mm, 4.5 mm, 5.0 mm
TRIEEAXL21MT	EEA™ Circular Stapler XL Length with Tri-Staple™ Technology 21 mm Medium/Thick	Purple	3.0 mm, 3.5 mm, 4.0 mm
TRIEEAXL21XT	Black EEA™ Circular Stapler XL Length with Tri-Staple™ Technology 21 mm Extra Thick	Black	4.0 mm, 4.5 mm, 5.0 mm
TRIEEA25MT	EEA™ Circular Stapler with Tri-Staple™ Technology 25 mm Medium/Thick	Purple	3.0 mm, 3.5 mm, 4.0 mm
TRIEEA25XT	Black EEA™ Circular Stapler with Tri-Staple™ Technology 25 mm Extra Thick	Black	4.0 mm, 4.5 mm, 5.0 mm
TRIEEAXL25MT	EEA™ Circular Stapler XL Length with Tri-Staple™ Technology 25 mm Medium/Thick	Purple	3.0 mm, 3.5 mm, 4.0 mm
TRIEEAXL25XT	Black EEA™ Circular Stapler XL Length with Tri-Staple™ Technology 25 mm Extra Thick	Black	4.0 mm, 4.5 mm, 5.0 mm
TRIEEA28MT	EEA™ Circular Stapler with Tri-Staple™ Technology 28 mm Medium/Thick	Purple	3.0 mm, 3.5 mm, 4.0 mm
TRIEEA28XT	Black EEA™ Circular Stapler with Tri-Staple™ Technology 28 mm Extra Thick	Black	4.0 mm, 4.5 mm, 5.0 mm
TRIEEAXL28MT	EEA™ Circular Stapler XL Length with Tri-Staple™ Technology 28 mm Medium/Thick	Purple	3.0 mm, 3.5 mm, 4.0 mm
TRIEEAXL28XT	Black EEA™ Circular Stapler XL Length with Tri-Staple™ Technology 28 mm Extra Thick	Black	4.0 mm, 4.5 mm, 5.0 mm
TRIEEA31MT	EEA™ Circular Stapler with Tri-Staple™ Technology 31 mm Medium/Thick	Purple	3.0 mm, 3.5 mm, 4.0 mm
TRIEEA31XT	Black EEA™ Circular Stapler with Tri-Staple™ Technology 31 mm Extra Thick	Black	4.0 mm, 4.5 mm, 5.0 mm
TRIEEAXL31MT	EEA™ Circular Stapler XL Length with Tri-Staple™ Technology 31 mm Medium/Thick	Purple	3.0 mm, 3.5 mm, 4.0 mm
TRIEEAXL31XT	Black EEA™ Circular Stapler XL Length with Tri-Staple™ Technology 31 mm Extra Thick	Black	4.0 mm, 4.5 mm, 5.0 mm
TRIEEA33MT	EEA™ Circular Stapler with Tri-Staple™ Technology 33 mm Medium/Thick	Purple	3.0 mm, 3.5 mm, 4.0 mm
TRIEEA33XT	Black EEA™ Circular Stapler with Tri-Staple™ Technology 33 mm Extra Thick	Black	4.0 mm, 4.5 mm, 5.0 mm
TRIEEAXL33MT	EEA™ Circular Stapler XL Length with Tri-Staple™ Technology 33 mm Medium/Thick	Purple	3.0 mm, 3.5 mm, 4.0 mm
TRIEEAXL33XT	Black EEA™ Circular Stapler XL Length with Tri-Staple™ Technology 33 mm Extra Thick	Black	4.0 mm, 4.5 mm, 5.0 mm

† Preclinical results may not correlate with clinical performance in humans. ‡ Based on leak testing in an in vivo canine model comparing TRIEEA25XT to Ethicon™ CDH25P (n = 9; P = 0.002), where 50 mm Hg represented a maximum expected colonic pressure.

1. Based on internal report #RE00330708 rev 1, Perfusion analysis for circular staplers, comparing EEA™ circular stapler with Tri-Staple™ technology. May 13, 2021. 2. Based on internal report #RE00318260 rev 1, Comparative leak testing for EEA™ circular stapler with Tri-Staple™ technology and Ethicon™ CDH. April 2021. 3. Based on internal report #RE00354964, Device removal force for EEA™ circular stapler with Tri-Staple™ technology vs. Echelon Circular™ powered stapler. January 7, 2022. 4. Based on internal test report #RE00073061, Tulip formative evaluation summary. Nov. 25, 2016. 5. Based on internal test report #RE00183973_B, Firing force and audible feedback test report. July 2020. 6. Based on internal test report #RE00069039 rev 5.1, EEA™ circular stapler with Tri-Staple™ technology design verification report. Sept. 29, 2020. 7. Based on internal report #RE00365456, Comparative in vivo leak testing for EEA™ circular staplers with Tri-Staple™ technology (TRIEEA25XT) and Ethicon Echelon Circular™ Powered stapler (CDH25P). Dec. 21, 2021. 8. Based on internal test report #RE00200393 rev 2, Comparison of circular staplers: tissue compression profiles as determined by 2-D static axisymmetric finite element analysis (FEA). June. 17, 2021.

© 2023 Medtronic. Medtronic, Medtronic logo, and Engineering the extraordinary are trademarks of Medtronic.

™*Third-party brands are trademarks of their respective owners. All other brands are trademarks of a Medtronic company. EMEA-ST-2300043-eea-tri-staple-technology-brochure-en-emea-11238228

medtronic.com/covidien/uk

Medtronic